

Voting in Elections

Voice For Kare

Easy Read Information



VFK Workshop

20th March 2024



Voting gives you an opportunity to be part of decision-making that affects your life and the future of our country.

If you don't vote, others will make the decisions for you.




To be able to have your say on important issues by voting, you must be on the electoral register.

[Register to vote or update your details at www.checktheregister.ie \(youtube.com\)](#)



It is very easy to register to vote or to check that your details are accurate and up to date.

You can do this by visiting: www.checktheregister.ie



This booklet will give information on:

- How to check if you are registered to vote
- How to register to vote
- How to vote

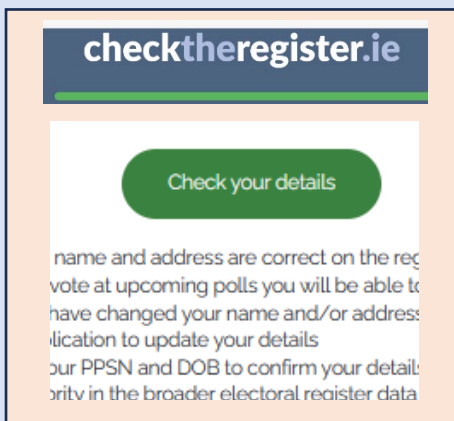


How to Check the Voting Register

People must be registered to vote.

This is called the voting register.

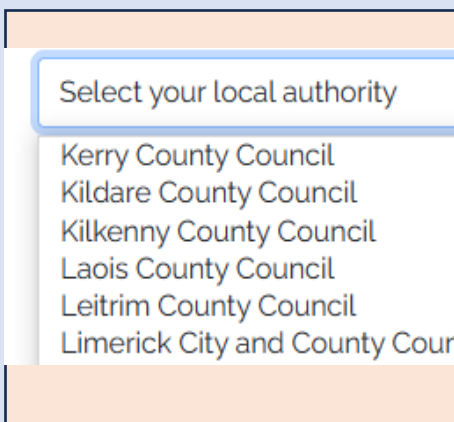
The Register of Voters is the list of everyone who can vote.



People can check if they are registered to vote by using the online Check The Register website.

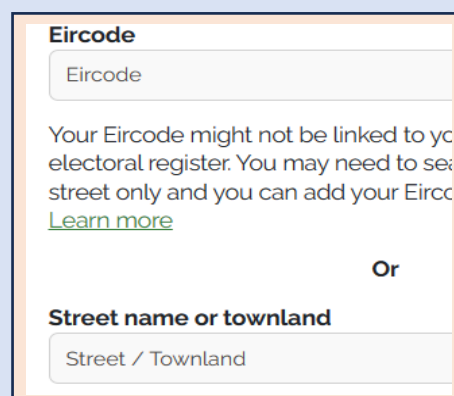
[Check the Register](#)

Click on the 'Check your details' tab.



You will be asked to click on the Local Authority county which you live in.

For example, if you live in County Kerry, select Kerry County Council and then press 'Next'.



You will then be asked to insert either:

- your Eircode or
- your street name or townland

Then press 'Next'.

First Name

First Name

Surname

Surname

Back Submit

Then Insert your first name and second name and press 'Submit'.

Name	Address
Joe Blogs	56 the long road county Wicklow w11ty01

Please select your record below and

Continue

If you are registered, your name and address will appear on the next page.

Name: Joe Blogs

Address: County Kerry

Polling Station: Grangecon N.S.

Election Type: Presidential

Date of Birth: ✓

PPSN: ?

Eircode: ✓

No action required - Exit Continue to form

You can then press 'Continue' to see your details which will also tell you:

- which local polling station that you can vote in.
- what elections you are allowed vote in.

The details you have entered have not been found.

Please try again and have regard to the following:

- The details entered for you must match those h
- your registration could be under a previous nam
- your registration could be under a previous add
- there is an alternative spelling for your name, fo
- there is an alternative spelling for your address.

If the details you have entered are still not found, ple

Email Address: franchise@wicklowcoco.ie
Phone number: 0404-20161
Website: https://www.wicklow.ie
Postal address: County Buildings, Station Road, Wf

If you are not registered, then the screen will inform you that the details you entered could not be found.

This may be because you put in the wrong details or misspelt your name.

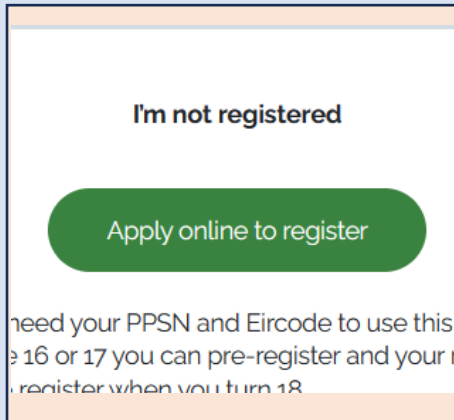
Or it could be because you are not registered to vote.



How to Register your Name for Voting

To register online, you will need:

- your Personal Public Service Number (PPSN)
- your Eircode



People can register to vote by using the 'Check The Register' website.

[Check the Register](#)

And click on the Apply online to register tab.

The image is a screenshot of a registration form. It has several sections, each with a title and a description, followed by an input field. The sections are: 'Local Authority *' with the description 'This is your city or county council' and a dropdown menu labeled 'Select your local authority'; 'PPSN *' with the description 'Your PPSN will never be automatically popula' and an empty text box; 'Date of Birth *' with the description 'Your Date of Birth will never be automatically p' and a date picker labeled 'Click to pick date...'; 'First Name *' with an empty text box; 'Surname *' with an empty text box; and 'Nationality *' with the description 'This determines which elections you are eligib' and 'more information see [FAQ](#)' and an empty text box.

You will then have to fill in the following Details:

- Select your local authority
- Enter your PPS number
- Enter your date of birth
- Enter your first name
- Enter your surname
- Enter your nationality
- Enter your Eircode
- Enter your address
- Enter your email
- Confirm your email



The latest date for registering to vote in time to vote in an election is 15 days before that election.

This 15 days does not include Sundays, public holidays and Good Friday.

A sample of the 'Register of Electors' form. The form is titled 'Register of Electors' and 'Register to vote or update details'. It includes a QR code and the website 'www.checktheregister.ie'. The form is divided into two main sections: '1 Your details' and '2 Sign here and post to your local authority'. The 'Your details' section includes fields for First name, Surname, Previous name (if this applies), PPSN, Date of birth, Phone number, Email address, Nationality, Previous nationality (if this applies), Address, Eircode, and Previous address (if this applies). The 'Sign here and post to your local authority' section includes a declaration of truthfulness and a signature line. The form is labeled 'Form ERF1' and 'Page 1 of 4'.

People can also register to vote by completing a paper copy of the register of Elections form

This form then needs to be sent to Your Local Authority Electoral Register.




How to cast your Vote

To be able to have your say on important issues by voting, you must be on the electoral register.



People vote at a Polling Station.

This is a local place like a school or a hall which is used on the election day for people to go and vote.



When you go in to vote, you will be asked for your polling card which is sent in the post to you before the election.


If you do not have a polling card, you will need to show your I.D.



You will then be given a ballot paper, which is stamped by the polling clerk.


You then go to a voting booth for you make your voting choice in private.

Voice For Kare Elections Workshop




The Ballot Paper will have the

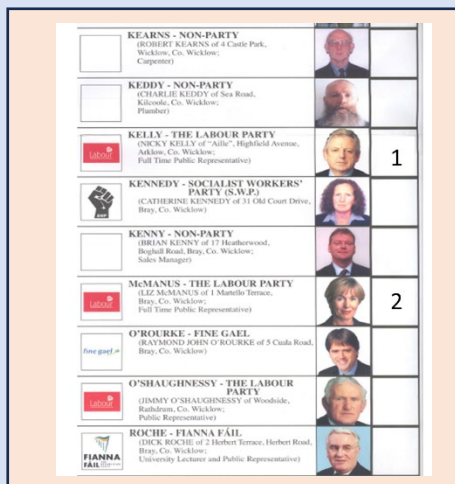
- Names
- Pictures
- Information about the candidate



You then decide which candidates you want to give your vote to, in order of your Preference.



You put number 1 in the box beside your 1st choice and number 2 in the box beside your 2nd choice and so on for the rest of candidates.



You do not have to give a number choice to all the candidates.

You can just give your 1st choice or your 1st, 2nd and 3rd choice if you prefer.



When you have made your choices and filled in the Ballot paper,
You then put it in the locked ballot box.




Your vote has now been made and it is secure in the ballot box with other people's votes ready for counting when the voting is over



When voting is finished.
The ballot boxes are then brought to the counting centre

All the votes are then checked and counted.



When counting is completed the candidates with the most votes are elected.